




Vordere N


Kontroll-
kästchen
10 x 10 cm



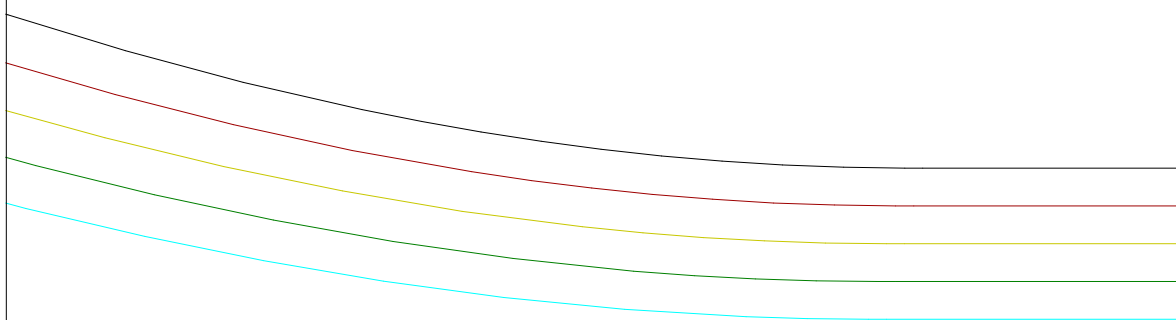


(A,02): FLEUR plus.mdl (..ren\Laura Wilhelm\)





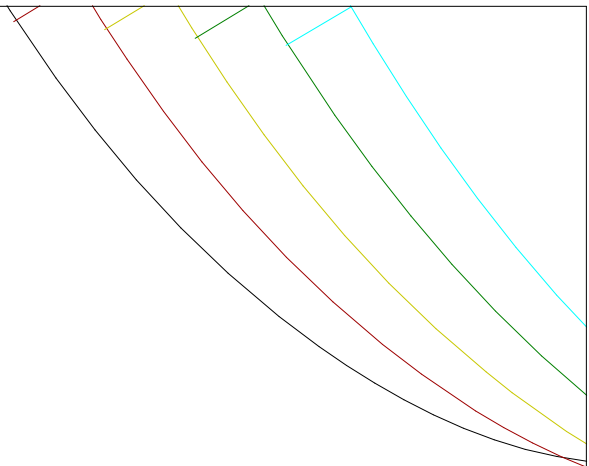
(A,04): FLEUR plus.mdl (..ren\\Laura Wilhelm\\)



Stoffbruch / Maschenlauf


FLEUR plus
Vorderteil
1x im Stoff

(B,01): FLEUR plus.mdl (..ren\Laura Wilhelm\)

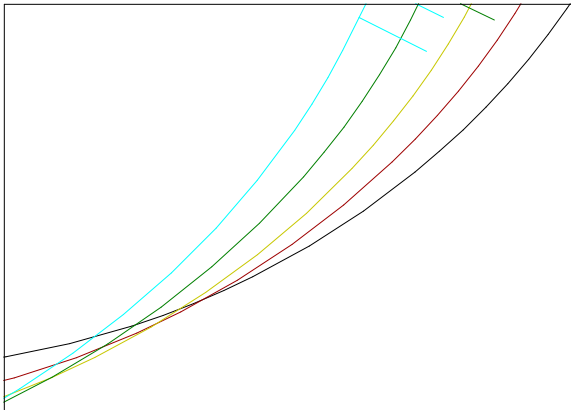


}

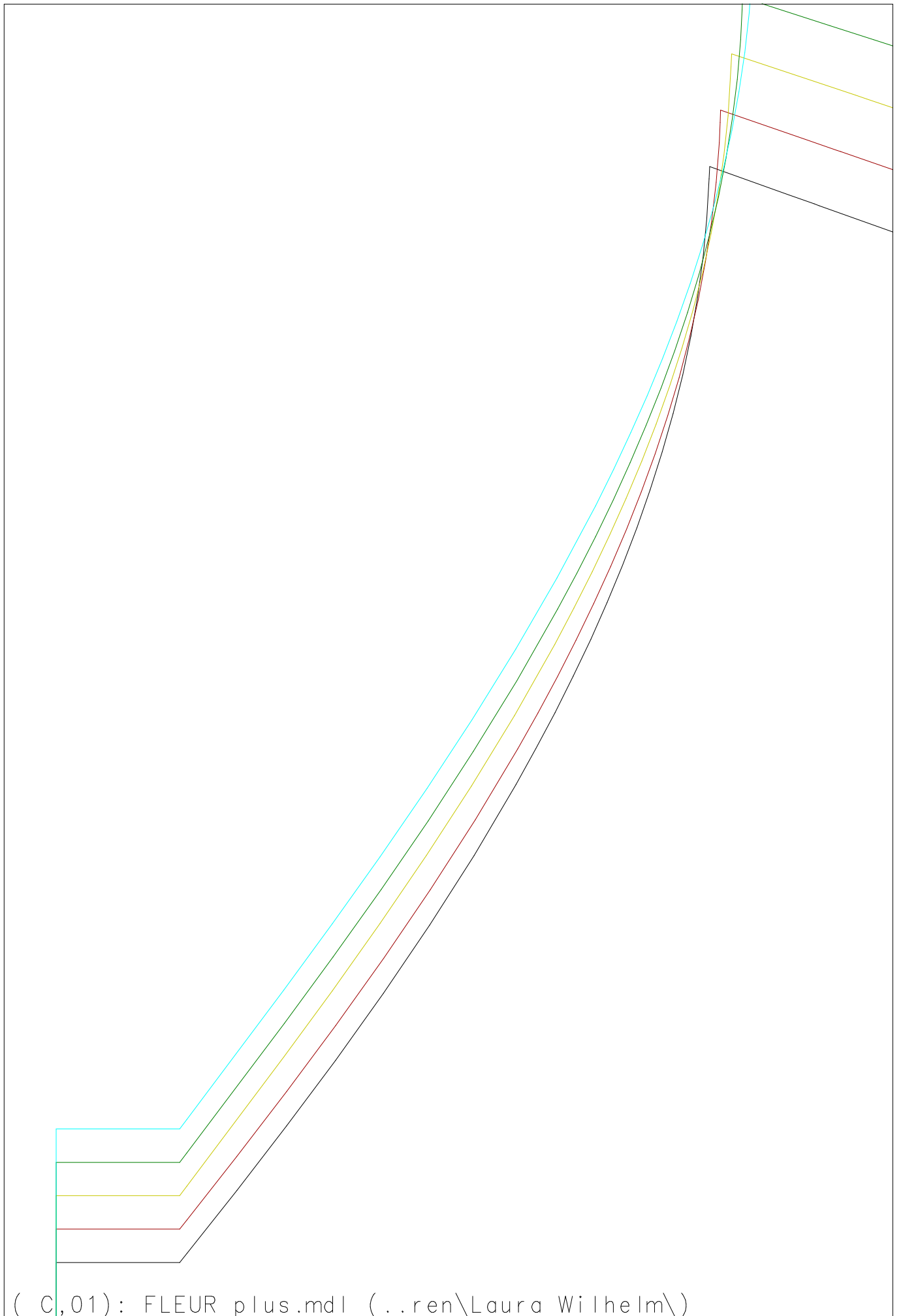
f b r u c h




(B,03): FLEUR plus.mdl (..ren\Laura Wilhelm\)



FLEUR plus
Rückenteil
1x im Stoffbruch

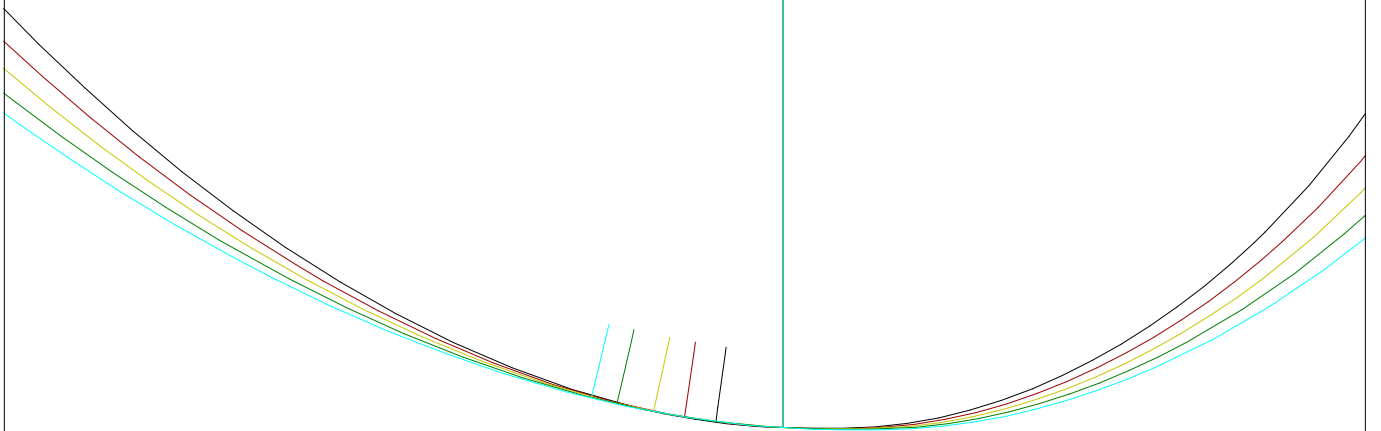


(C,01): FLEUR plus.mdl (..ren\\Laura Wilhelm\\)





(C,02): FLEUR plus.mdl (..ren\Laura Wilhelm)

Maschenlauf




FLEUR plus
Armbündchen
1x in doppelter Stoffl





(C,05): FLEUR plus.mdl (..ren\\Laura Wilhelm\\)



(D,02): FLEUR plus.mdl (..ren\Laura Wilhelm\)

us
ppeliter Stofflage



FLEUR plus
Armel
1x in do

FLEUR plus
Halslöchlende
1x im Stoffbruch

40


50

52

54

56

56



(E,02): FLEUR plus.mdl (..ren\Laura Wilhelm\)

Hintere Mitte
Stoffbruch
Maschenlauf

