



PEPPERMINT MILTON PINAFORE - PDF SEWING PATTERN

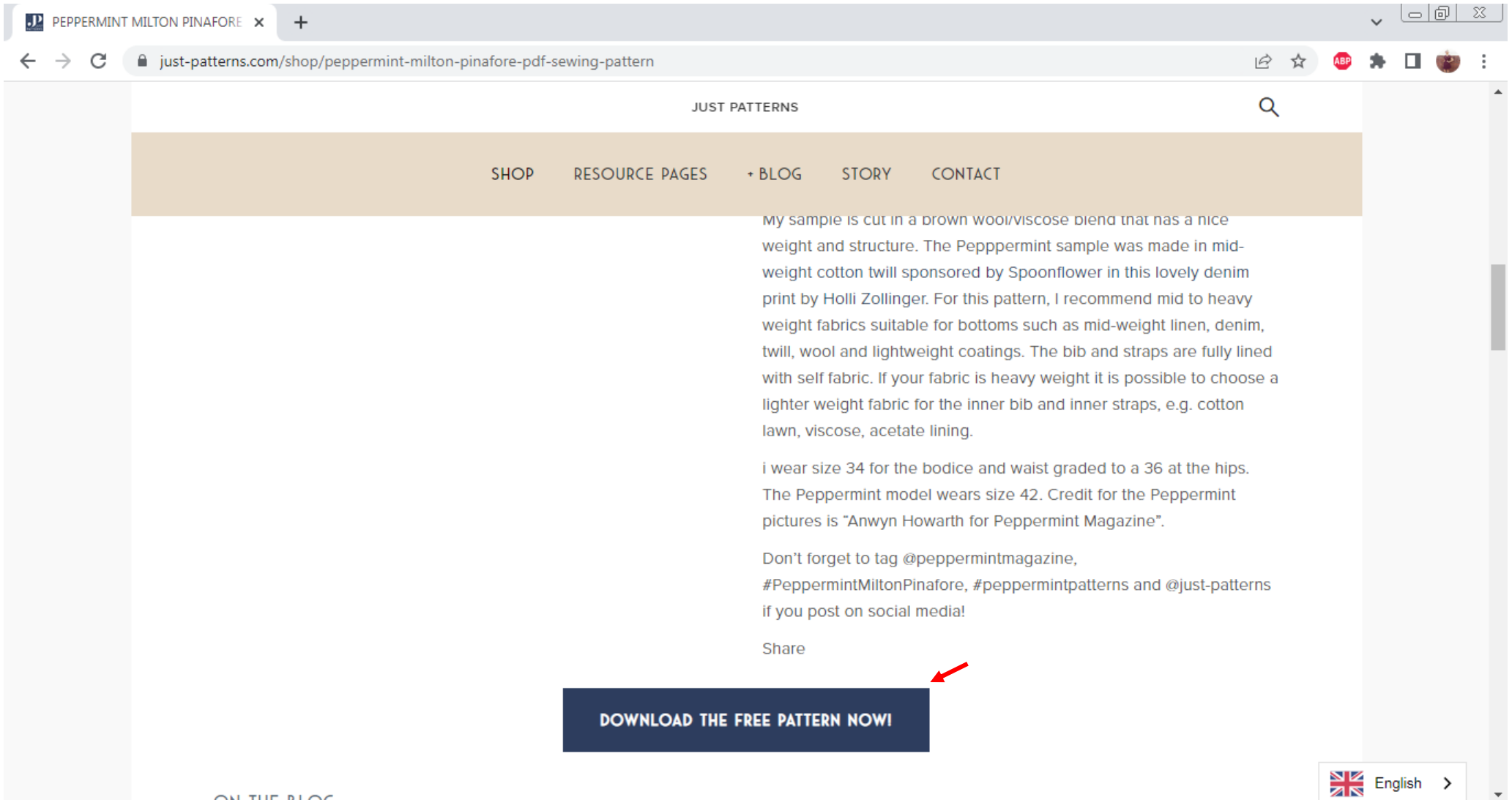
[75 Store Reviews](#)

A pinafore with twist!

A free pattern developed in partnership with Peppermint Magazine and Spoonflower. With its relaxed shape, clean lines and low V-neckline, the Peppermint Milton Pinafore is perfect for layering over t-shirts, turtlenecks and blouses. The dress features an open back with two straps crossing and buttoning inside the waistband. It's mid-length A-line skirt has back darts for shaping, generous inseam pockets and a fully buttoned back.

Sizes: 34 - 60. Size range 34-46 was developed for a B/C cup size and size range 46-60 for a DD cup size. Both size ranges are drafted

The provided link will take you to the Pattern designer's website. You can view some of her other patterns in their shop.



Scroll down and select **Download The Free Pattern Now**
When you click on this button, you will be taken to another website.



MILTON PINAFORE

ISSUE 51

Cross-over straps, fun button closures and just a hint of fit-and-flare, our latest pattern is new-season ready!

We collaborated with the clever patternmaker behind Just Patterns, Delphine Colbeau, to create the Milton Pinafore. Channelling all the cottagecore vibes, this twist on a classic pinny is a wardrobe tour de force. Get meadow-ready by layering it over a tee or floaty peasant top or – if your inner cool-girl is calling – strap in the girls and dance the night away sans top. With straps that can be worn straight or crossed (they’re buttoned on the inside of the dart-cinched, separate waistband), the sewing fun is in the detail – concealed pockets, shaping bust darts and a statement-making button closure! Now hop on ya bike and add it to your to-sew list, pronto!

We’re super grateful to our sewing partner Spoonflower for helping to make our free patterns possible! The world’s largest marketplace of independent designs from global artists, Spoonflower is leading the way in custom, sustainable textile printing. Their on-demand process significantly reduces materials, energy and water, with inks that meet Oeko-Tex 100 requirements and fabrics – including a Certified Organic range – that are ethically sourced. Pop over to spoonflower.com for inspiration for your next me-made project.

We used Spoonflower’s Lightweight Cotton Twill with a textural, geometric print by Utah-based visual artist Holli Zollinger.

We can’t wait to see your creations – don’t forget to tag #peppermintpatterns #peppermintmiltonpinafore to share your makes!

LATEST ISSUE OUT NOW



[Buy now](#) or [Subscribe](#)

Scroll down the page to find the Download buttons

Support Peppermint!

Here at *Peppermint*, we're passionate about all things craft, creativity and community, which is why we've invested so much into our gorgeous free sewing patterns over the years!

We'd love to keep these patterns accessible to all and you are more than welcome to download these patterns for free. However, if you'd like to support the work we do – which includes producing a magazine, sharing great content, paying patternmakers to work with us and lots of other good things – we'd love it if you could contribute \$2 (or whatever you are able) to support the work of *Peppermint*.

CLICK HERE TO PAY WHAT YOU WANT!

Don't forget to follow all the patternmakers that we work with and show them some love. We ♥ our sewing community!

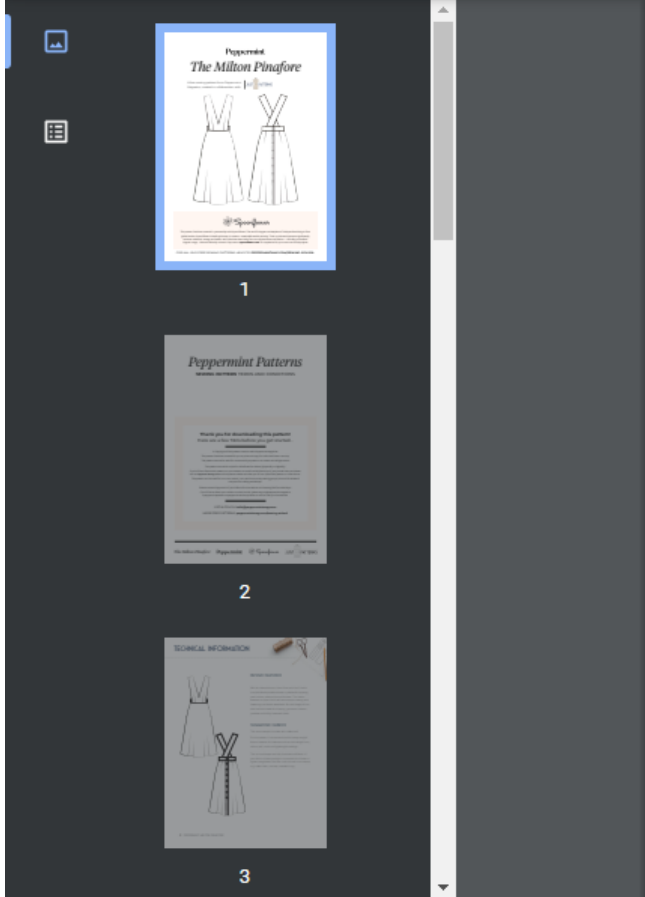
.....
Got any questions? Read our sewing FAQs over here!
.....

[DOWNLOAD PATTERN](#)

[DOWNLOAD INSTRUCTIONS](#)

[BACK TO PATTERNS](#)

Select to Download the Instructions



Download to be able to refer to at a later stage.

I prefer to not print out the instructions to save on paper. However if you need to make notes, try print on recycled or reused paper.



Support Peppermint!

Here at *Peppermint*, we're passionate about all things craft, creativity and community, which is why we've invested so much into our gorgeous free sewing patterns over the years!

We'd love to keep these patterns accessible to all and you are more than welcome to download these patterns for free. However, if you'd like to support the work we do – which includes producing a magazine, sharing great content, paying patternmakers to work with us and lots of other good things – we'd love it if you could contribute \$2 (or whatever you are able) to support the work of *Peppermint*.

CLICK HERE TO PAY WHAT YOU WANT!

Don't forget to follow all the patternmakers that we work with and show them some love. We ♥ our sewing community!

.....
Got any questions? Read our sewing FAQs over here!

.....
[DOWNLOAD PATTERN](#)

Select to Download the Pattern

[DOWNLOAD INSTRUCTIONS](#)

[BACK TO PATTERNS](#)

Support Peppermint!




YOUR PATTERN AWAITS!

Sign up to our (very infrequent but super sweet) Sew & Tell newsletter for immediate access to this free pattern. Happy sewing!

DOWNLOAD NOW

Enter in an email address
(you can unsubscribe from their emails afterwards if you like)
Then select **Download Now**

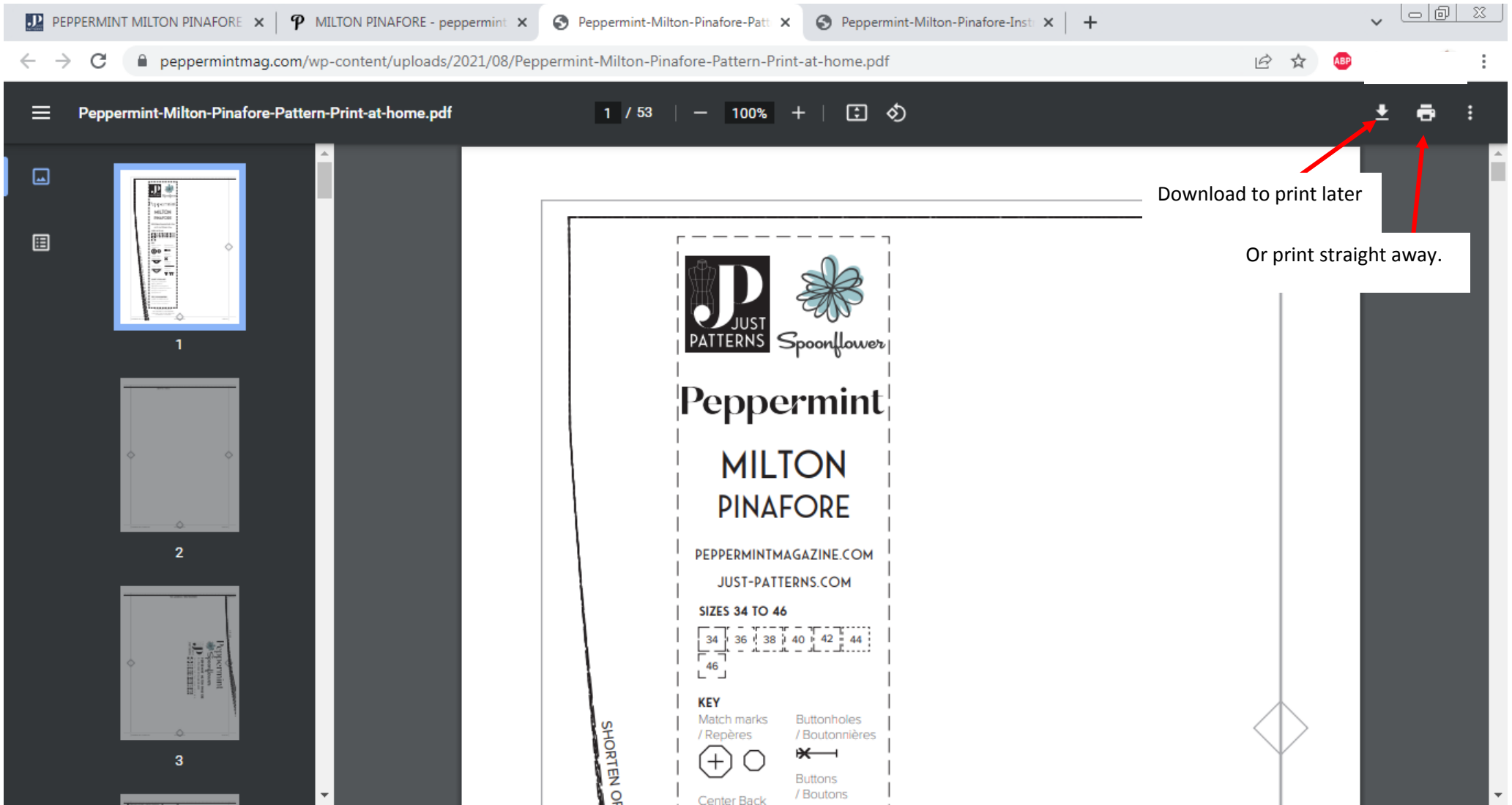
Support Peppermint!



DOWNLOAD A4 PATTERN

DOWNLOAD A0 PATTERN

Select whether you want the pdf pattern in A4 format (53 A4 pages to print at home) or A0 format (3 A0 patterns to print at a print shop)
Or you can download both



Refer to page 6 of the Downloaded Instructions for steps on how to print your pattern.

Just some tips for printing:

- if you have the ability to, use the “save ink/toner” option
- please consider printing on reused or recycled paper.